


**LD and why you'll  
love it!**



# What is LD Debate?



2 national leaders  
One hot topic

# The Resolution

Example:

**RESOLVED: The United States federal government has a moral obligation to provide universal health care for its citizens.**

Breakdown the main terms

**Moral - Duty which is valid and binding in conscience and according to natural justice; rests upon ethical considerations alone”** Garner, Bryan A., and Henry

Campbell Black. “Black's Law Dictionary.” *Black's Law Dictionary*, Thomson Reuters West, 2016.

# The Basics



**KEEP  
CALM  
AND DO  
LINCOLN - DOUGLAS  
DEBATE**

# The “Aff” Constructive

- Supports the topic
- Creates \*framework for the argument
- Burden of Proving the resolution to be true

\*boundaries in which the judge will view the round to decide who wins.

# The “Neg” Constructive

- Negates the topic
- Main job ---> CLASH!

# LD is NOT just arguing!

Affirmative Constructive (AC)	6 minutes
Cross Examination by the Negative (NCX)	3 minutes
Negative Constructive (NC)	7 minutes
Cross Examination by the Affirmative (ACX)	3 minutes
First Affirmative Rebuttal (1AR)	4 minutes
Negative Rebuttal (NR)	6 minutes
Second Affirmative Rebuttal (2AR)	3 minutes

“Prep” time of 4 minutes is given to each side.

**What is the AFF case made of?**



# The Value:

The value represents the most important goal for the round.

The resolution will guide you in your value selection.

Example:

**RESOLVED: The United States federal government has a moral obligation to provide universal health care for its citizens.**

Possible Values:

- \* **Equal Opportunity**
- \* **Quality of Life**



# Most Common Values

→ Justice

→ Human Rights

→ Freedom/Liberty

→ Legitimate Government

→ Democracy

→ Safety

→ Equality

→ Privacy

## The Criterion


A measurement of the value  
How do we know the value is met?

---

- Links the value and case together  
(they have to match or your case makes no sense)
  - Sets limits on the value  
(providing means in which value may be achieved)

## How to find a criterion

I value \_\_\_\_\_, so I  
want \_\_\_\_\_.



I value Individual  
rights, so I want  
democracy.

## The Criterion

Must include an action verb

Ex: Reducing Poverty

(I value Economic Stability so I want to reduce poverty)

---

Traditionally based on philosophy

Ex: action in accordance Utilitarianism

(Any action taken on the foundation of the greatest good for the  
greatest number)

# Common Criteria



- Social Contract Theory
- Pragmatism
- Maslow's Hierarchy of Needs
- Harm Principle

# Contentions

## “The Meat”

- Contentions are the main arguments, or points, of your case.
- These points explain how the affirmative/negative action achieves your criterion.



# Contentions

## “The Meat”

- Claims: Title of the argument
- Warrants: Reasons that the claims are true
- Impacts : Why they matter
- Credible Sources: Wikipedia is NOT credible

# LD is civilized

AC	Read your case. Should take full 6 minutes.
NCX	Ask questions that clarify and/or “poke holes” in Aff case
NC	Read your case (3 ½ minutes) <u>REBUTTAL</u> the Aff!!
ACX	Again, ask questions to clarify, deconstruct, weaken Neg case
1AR	Rebuttal Neg case AND Counter attacks on Aff case
NR	Rebuttal Aff, Counter attacks on Neg case, AND voters! No new arguments
2AR	Voters only! No new arguments

# Cross-Examination

1. How does your value link to the resolution?
2. How does your criterion link?
3. Why should we accept that your value of \_\_\_\_\_ is the supreme value?
4. Can you explain your warrant and impacts on contention 1 (then 2, 3)?
5. Clarify any point you are uncertain of in your opponent's case.

# Prep Time!!

## 4 Amazing minutes

1. Prepare your rebuttal
2. Half your time between rebuttals
3. USE IT ALL!



# The Rebuttal

## Attack everything!

Value

Criterion

Contention #1

Contention #2

Contention #3

For AFF

# The Flow

everything!

Notes in a debate round are called a “flow” and should contain the round’s:

Values

Criteria


Contentions

Arguments

# Etiquette in Debate



# ACX/NCX



→ Do **NOT** face each other

→ **DO** face the judge



# ACX/NCX



→ Do NOT become personal/aggressive

→ DO be respectful but firm

# Professional Attire



- Do NOT wear jeans, low-cut anything, over accessorize, etc.
- DO be professionally dressed



# Manners

- Road Map: Tell the judge what to expect BEFORE you speak
- Sign Post: Tell the judge what is happening in while speaking in round

# Manners

→ Be respectful to your judge AND opponent

→ Greetings!

→ THANK YOU



**Thank you!**

**Anna Rhea**

**Mabank High Speech & Debate**

**[amrhea@mabankisd.net](mailto:amrhea@mabankisd.net)**